

# DANCEDISC!

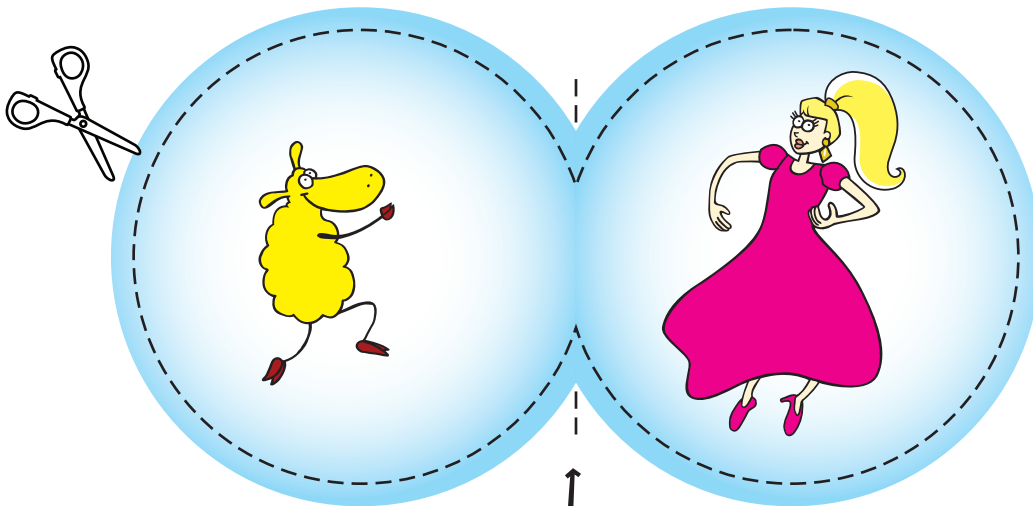


It's Christmas eve and Cecil dreams of dancing the night away with Princess Natasha. Build a Dance Disc and make Cecil's dreams come true!

## INSTRUCTIONS

1. Colour in the pictures (If they are already coloured in skip this bit).
  2. Cut out the disc. Try not to cut the bit that joins them together.
  3. Put Glue all over the back of one picture.
  4. Lay the cotton carefully up and down in the middle.
  5. Fold the Discs glueing them together with the cotton glued in the centre.
- GOOD JOB! You have made a Dance-Disc!


## USING YOUR DANCE DISC

Hold the top and bottom piece of cotton and gentle blow the edge of the disc. It will spin around and bring Cecil and Princess Natasha together in an elegant dance (elegant not elephant!)










FOLD

Colour me in



FOLD

# DANCEDISC!



# DANCEDISC!

